

## Serial DB9 Male Breakout User Guide

## Get in touch with us!

Please feel free to send a mail to one of the mail IDs below or use the Contact Us page at <http://www.numato.com> to drop us a quick message.

### Technical Help

Got technical questions? Please write to [help@numato.com](mailto:help@numato.com)

### Sales Team

Questions about making payments, volume discounts, academic/open source discounts, purchase orders and quotes? Please write to [sales@numato.com](mailto:sales@numato.com)

### Webmaster

Questions/Suggestions about our website? Please write to [webmaster@numato.com](mailto:webmaster@numato.com)



Like us on Facebook! <https://www.facebook.com/numato>

Visit our blog <http://www.numato.cc> for news, updates and specials.

### Mailing Address

Numato Systems Pvt Ltd  
1st Floor, #56C Wipro Avenue  
Phase 1 - Electronic City  
Bangalore, KA-560100, India

\* Mail orders, phone orders and direct pick up are not available at this time. Please visit our online store to place your order. Estimated shipping time to your address will be displayed in the shopping cart before checkout.



SOME RIGHTS RESERVED

You may use, modify or share this publication or part of thereof adhering to Creative Commons Attribution-ShareAlike 3.0 Unported (CC BY-SA 3.0) License.

See complete license text at <http://creativecommons.org/licenses/by-sa/3.0/>

All trademarks are property of their respective owners.

## Introduction

Numato Lab's Serial DB9 male Breakout breakout is a versatile board for the RS-232 standard communication. When prototyping on a bread board, it can be a real hassle wiring up everything and the circuit can end up looking like a rat's nest.

## Applications

- RS-232 standard serial communication.

## How to use the module

The following section describes how to use this module.

### Components/Tools required

Along with the module, you may need the items in the list below for easy and fast installation.

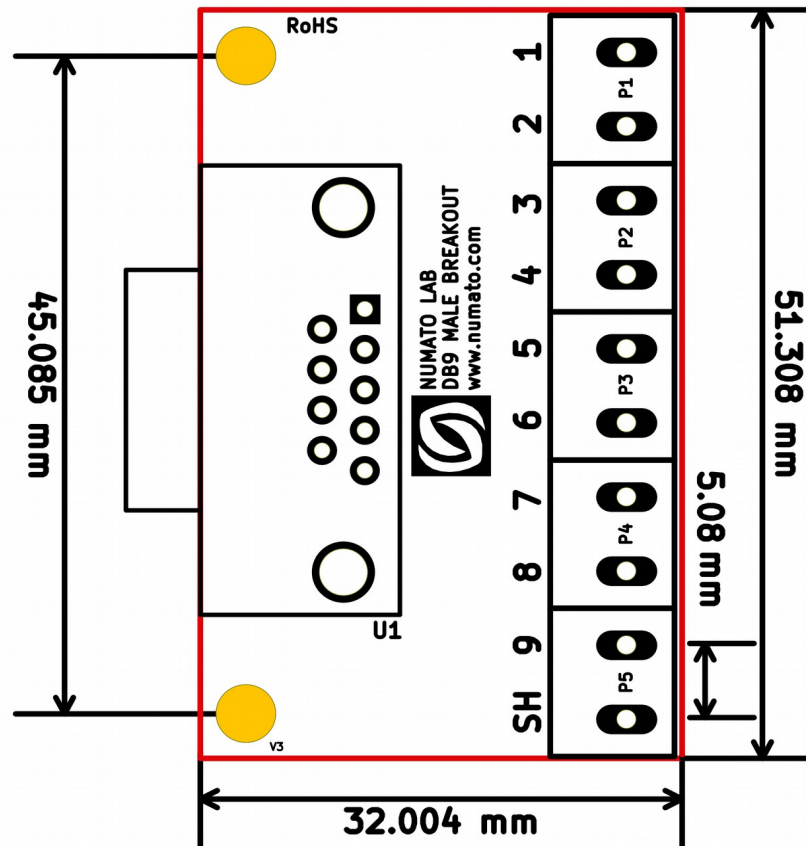
1. Any microcontroller board having RS-232 standard communication.
2. Medium size Philips screw driver

### Connection Details

DB 9 Connector		Screw Terminal
Pin No	Pin Details	Pin No
1	DCD	5
2	RXD	4
3	TXD	3
4	DTR	2
5	GND	1
6	DSR	9
7	RTS	8
8	CTS	7
9	RI	6
10	GND	SH

For more information, refer the schematics below.

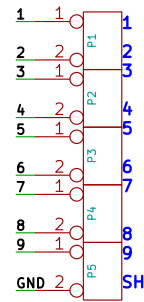
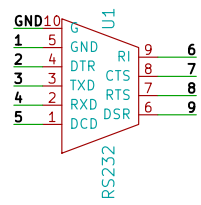
## Physical Dimensions



L x W x H : 51.308 mm x 32.004 mm x 18 mm  
 Mechanical Hole Diameter- 4.0 mm

## Schematics

See next page.



License : CC BY-SA	
<a href="http://www.numato.com">http://www.numato.com</a>	
Numato Lab	
File: SerialDB9MaleBreakout.sch	
Sheet: /	
Title: RS232/RS485	
Size: A4	Date: 8 jun 2015
KiCad E.D.A.	Rev: Id: 1/1